

60 CELL SERIES



CS 60 CELL MODULE TYPE : CS 245~265 Watt

Electrical Data : All Data refers to STC (1000W/m² , AM1.5G , 25°C)

Type	CS 245 P	CS 250 P	CS 255 P	CS 260 P	CS 265 P	CS 270 P
Peak Power (0-4.99Wp) Pmax (Wp)	245	250	255	260	265	270
Maximum Voltage Vmpp(V)	30.38	30.58	30.78	30.98	31.18	31.40
Maximum Current Imp(A)	8.08	8.18	8.29	8.40	8.50	8.61
Open Circuit Voltage Voc (V)	37.30	37.45	37.60	37.75	37.99	38.20
Short Circuit Current Isc (A)	8.60	8.70	8.82	8.95	9.00	9.08
Module Efficiency (%)	15.01	15.32	15.62	15.93	16.24	16.54

STC : 1000W/m² Irradiance , 25°C cell temperature , AM1.5G spectrum according to EN 60904-3
Average relative efficiency reduction of -5% at 200W/m² according to EN 60904-1



Electrical Parameters at NOCT

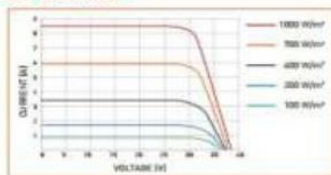
Type	CS 245 P	CS 250 P	CS 255 P	CS 260 P	CS 265 P	CS 270 P
Maximum Power Pmax (Wp)	183.09	185.97	188.90	192.80	194.70	197.80
Maximum Power voltage V@Pmax(V)	27.60	27.72	27.80	27.90	28.00	28.20
Maximum Powercurrent I@Pmax(A)	6.63	6.71	6.80	6.90	6.97	7.00
Open Circuit Voltage Voc (V)	34.94	35.08	35.10	35.40	35.60	35.70
Short circuit current Isc(A)	6.96	7.04	7.14	7.24	7.28	7.35

NOCT irradiance 800W/m² , ambient temperature 20°C, Wind speed 1m/sec.


Temperature Coefficients (Tc) permissible operating conditions

Tc of Open Circuit Voltage (β)	-0.31%/°c ± 0.02
Tc of Short Circuit Voltage (α)	0.057%/°c ± 0.01
Tc of Power	-0.41%/°c ± 0.02
NOCT	45±2°C
Maximum Series Fuse Ratings	15 A
Temperature Range	-40°C to +85 °c
Maximum System Voltage	1000 V DC
Limiting Reverse Current (Ir)	15.0 A

IV Curves



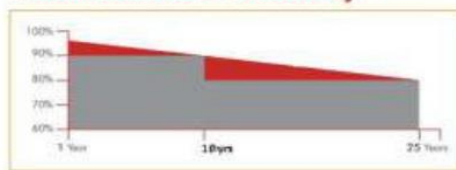
IV CURVE



Mechanical Data

Length xWidthxHeight (in mm)	1647mmx991mmx35mm (± 1.5 mm)
Weight	19.00Kg
Junction Box	IP 65 /IP 67 rated with 3 Bypass diodes
Cable & Connectors	4 sqm(12AWG) solar cable 1000mmx2 nos black MC4 compatible connectors
Application Class	Class A (Safety class II)
Superstrate (Glass)	3.2 mm High transmission low iron tempered glass AR coated / non ARC
Solar cells & Orientation	60 No's (10x6) polycrystalline solar cells - 4BB (156.75x156.75mm)
Cells Encapsulant	EVA (Ethylene Vinyl Acetate) - FC/UFC
Back Sheet	Composite ilm -White : (Black & Transparent optional)
Frame	Silver Anodized aluminum frame with twin wall proile (Black Optional)
Mechanical Load Test	Sustain Heavy wind & snow loads (2400 Pa & 5400 Pa or 550 Kg/m ² Maximum diameter of 24 mm with Hail impact of 83 Km/h

Performance Warranty



Warranty and Certification

Product Warranty**	5 Years
Performance Warranty**	Guaranteed power output 90% warranty for 10 years and 80% for 25 years
Approvals and certificates	Products : IEC 61215 Ed 2 , IEC 61730 ,IEC 61701,CE

Packaging Information

Container	40'HC
Pallets /Container	28
Pieces/Container	728

** Refer to Blue Citizen Solar warranty documents for terms and conditions.

**Specifications included in this datasheet are subject to change without notice,Electrical data without guarantee.

Please confirm your requirement with the company representative while placing your order.

** Black and transparent backsheet and black frame module without IEC certified.